




# BMJ Open Antibiotic stewardship in skin infections: a cross-sectional analysis of early-career GP's management of impetigo

Clare Heal,<sup>1</sup> Hilary Gorges ,<sup>2</sup> Mieke L van Driel ,<sup>3</sup> Amanda Tapley,<sup>4,5</sup> Josh Davis,<sup>6</sup> Andrew Davey,<sup>7</sup> L Holliday,<sup>8</sup> Jean Ball,<sup>9</sup> Nashwa Najib,<sup>7</sup> Neil Spike,<sup>10,11</sup> Kristen FitzGerald,<sup>12</sup> Parker Magin <sup>13</sup>

**To cite:** Heal C, Gorges H, van Driel ML, *et al.* Antibiotic stewardship in skin infections: a cross-sectional analysis of early-career GP's management of impetigo. *BMJ Open* 2019;**9**:e031527. doi:10.1136/bmjopen-2019-031527

► Prepublication history for this paper is available online. To view these files, please visit the journal online (<http://dx.doi.org/10.1136/bmjopen-2019-031527>).

Received 08 May 2019  
Revised 12 July 2019  
Accepted 23 August 2019



© Author(s) (or their employer(s)) 2019. Re-use permitted under CC BY-NC. No commercial re-use. See rights and permissions. Published by BMJ.

For numbered affiliations see end of article.

## Correspondence to

Dr Clare Heal;  
Clare.Heal@jcu.edu.au

## ABSTRACT

**Objective** To establish the prevalence and associations of systemic antibiotic prescription for impetigo by early-career general practitioners (GPs) (GP registrars in their first 18 months in general practice).

**Design** A cross-sectional analysis of data from the Registrar Clinical Encounters in Training (ReCEnT) study.

**Setting** ReCEnT is an ongoing multisite cohort study of Australian registrars' in-consultation clinical practice across five Australian states.

**Participants** Registrars participating in ReCEnT from 2010 to 2017.

**Outcome measures** Management of impetigo with systemic antibiotics.

**Results** 1741 registrars (response rate 96%) provided data from 384 731 problems identified in 246 434 consultations. Impetigo, on first presentation or follow-up, was managed in 930 (0.38%, 95% CI 0.35 to 0.40) consultations and comprised 0.24% (95% CI 0.23 to 0.26) of problems. 683 patients presented with a new diagnosis of impetigo of which 38/683 (5.6%) were not prescribed antibiotics; 239/683 (35.0%) were prescribed solely topical antibiotics; 306/683 (44.8%) solely systemic antibiotics and 100/683 (14.6%) both systemic and topical antibiotics. The most common systemic antibiotic prescribed was cephalexin (53.5%). Variables independently associated with prescription of systemic antibiotics were an inner regional (compared with major city) location (OR 1.82, 95% CI 1.06 to 3.13; p=0.028), seeking in-consultation information or advice (OR 2.17, 95% CI 1.47 to 3.23; p<0.001) and ordering pathology (OR 2.13, 95% CI 1.37 to 3.33; p=0.01).

**Conclusions** Australian early-career GPs prescribe systemic antibiotics (the majority broad-spectrum) for a high proportion of initial impetigo presentations. Impetigo guidelines should clearly specify criteria for systemic antibiotic prescription and individual antibiotic choice. The role of non-antibiotic management and topical antiseptics needs to be explored further.

## INTRODUCTION

Impetigo is a highly contagious superficial skin infection caused by *Streptococcus pyogenes* or *Staphylococcus aureus*.<sup>1 2</sup> There are two

## Strengths and limitations of this study

- Large sample size.
- Data collection from diverse range of practice across all Australian states, from metropolitan to remote locations.
- No measurement of severity of impetigo.
- Insufficient power to examine associations of consultations with no antibiotic prescription.
- Insufficient power to examine the effect of Aboriginal or Torres Strait Islander ethnicity on management choice.

forms, the most common being non-bullous impetigo which presents with honey coloured crusted erosions or ulcers, typically on the face or limbs.<sup>1 2</sup> Bullous impetigo is usually due to *S. aureus*<sup>2 3</sup> and presents with large fluid filled bullae typically in intertriginous areas.<sup>4</sup> Impetigo most commonly affects children aged 0–9 years.<sup>1 2 5</sup> In Dutch general practice the incidence of impetigo presentations is 20.6 per 1000 person years in the paediatric population.<sup>6</sup> Impetigo prevalence is highest in humid environments and resource-poor settings where poverty, overcrowding and lack of functioning health hardware such as showers and washing machines contribute to a high burden of disease.<sup>1 2</sup> The median prevalence of impetigo across studies of Australian remote dwelling Aboriginal and Torres Strait Islander populations has been estimated as 44.5% (IQR 34%–49%),<sup>1</sup> with one Aboriginal medical service recording an impetigo prevalence of 7.5 per 100 consultations for localised skin infections.<sup>7</sup> At any one time, impetigo affects 162 million children globally and 15 000 Aboriginal and Torres Strait Islander children in Australia.<sup>1</sup> The prognosis for impetigo is good and, although little objective data is available, self-resolution is thought



to be common.<sup>2</sup> The disease is predominantly managed in the community and rarely requires hospitalisation.<sup>2 8</sup> Serious complications such as rheumatic fever, poststreptococcal glomerulonephritis and rheumatic heart disease generally only occur in resource-poor areas where *S. pyogenes* is the most common pathogen.<sup>2 3</sup> However, given its highly contagious nature, children with impetigo are usually excluded from school until treatment has been commenced, resulting in parental loss of productivity and income.<sup>9 10</sup> Furthermore, as a common condition often treated with antibiotics, impetigo management has considerable antibiotic stewardship implications.

Antimicrobial resistance is a serious global threat to public health<sup>11 12</sup> and has significant repercussions on our ability to treat impetigo effectively. Antibiotic misuse in treating impetigo may accelerate the emergence of resistant organisms.<sup>13</sup> Early-career general practitioners (GPs) are a demographic of particular interest in this regard as antibiotic prescribing habits established early in practice may be long-lasting<sup>14</sup> and impetigo is overwhelmingly managed in the community.<sup>2 8</sup>

The aim of this study was to establish the prevalence and associations of systemic antibiotic prescription (compared with solely topical antibiotic prescription) for new presentations of impetigo by early-career GPs (GP registrars in their first 18 months of general practice).

## METHODS

### Registrar Clinical Encounters in Training study

Registrar Clinical Encounters in Training (ReCEnT) is an ongoing multisite cohort study of Australian GP registrars' in-consultation clinical practice. Australian GP registrars are vocational trainees in general practice. These early-career GPs practice with considerable clinical autonomy with equivalent prescribing and pathology-ordering privileges to experienced colleagues. Participants in ReCEnT from 2010 were from five of Australia's then 17 Regional Training Providers (RTPs). From 2016 three of Australia's nine Regional Training Organisations in a reorganised Australian vocational training programme participated. At the time of this analysis, individual regions had contributed from two to 16 rounds of six monthly data collection. Detailed methodology for ReCEnT has been described elsewhere.<sup>15</sup> Briefly, registrars undertake data collection once per 6-month training term (three times in the course of training). Details of 60 consecutive office-based consultations are recorded on a paper-based Case Report Form. Detailed individual feedback reports inform registrars' reflection on practice.<sup>16</sup> Registrars may provide informed written consent for their ReCEnT data to be also used for research.

### Outcome factor

In an analysis including only first presentations of impetigo for which antibiotics were prescribed, the outcome factor was 'systemic antibiotic prescribed', including

coprescription with topical systemic antibiotics, versus solely topical antibiotic prescribed.

### Independent variables

Independent variables related to the registrar, patient, practice and consultation.

*Registrar-related variables* were age, gender, training term, place of medical qualification (Australia/international), full-time/part-time status and whether they had worked at the practice in previous terms.

*Patient-related variables* were age, gender, Aboriginal or Torres Strait Islander status, non-English speaking background, if the problem/diagnosis was new and whether the patient was new to the practice or the registrar.

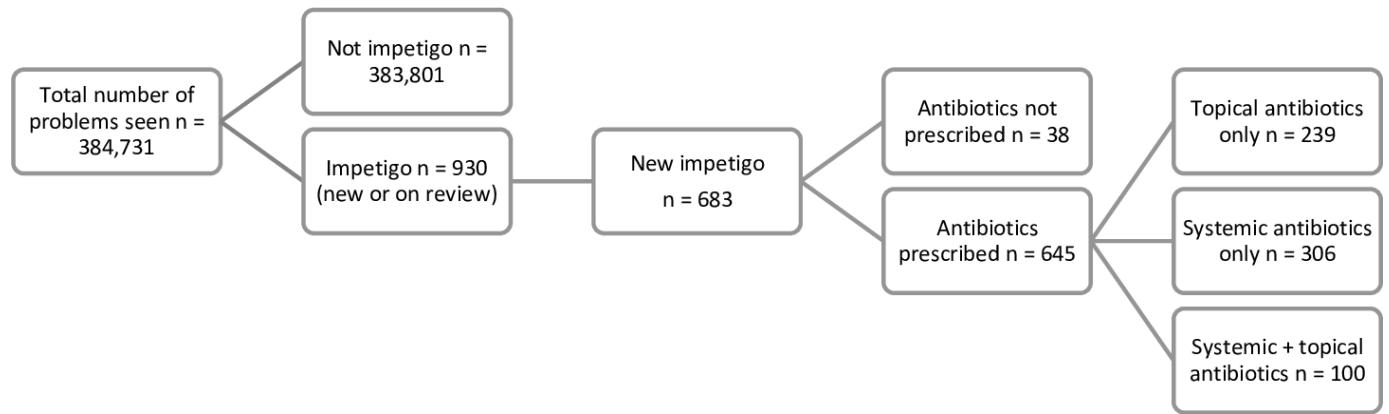
*Practice variables* included the training 'region', rurality/urbanicity, practice size (number of GPs), socioeconomic status of the practice location, and if the practice routinely bulk-bills all patients (resulting in no direct financial cost to the patient for the consultation). Practice postcode was used to define the Australian Standard Geographical Classification-Remoteness Area classification (the degree of rurality) of the practice location<sup>17</sup> and to define the practice location's Socioeconomic Index for Area Relative Index of Disadvantage.<sup>18</sup>

*Consultation variables* were duration of consultation (in minutes), number of diagnoses/problems recorded for the consultation, whether pathology or imaging was ordered, if specialist referral was made or follow-up was organised, and if medication was prescribed. Further consultation-related independent variables were education-related: whether the registrar sought information, advice or assistance for the problem/diagnosis (from their supervisor/trainer, from a specialist, or from electronic or hard-copy resources) and if the registrar generated personal learning goals related to the index problem/diagnosis.

### Statistical analysis

This was a cross-sectional analysis of data from the ReCEnT cohort study. Analysis was at the level of the individual problem/diagnosis and performed on 16 rounds of data collected from 2010 to 2017. The proportion of registrars' problems/diagnoses that were impetigo and the proportion of consultations involving an impetigo problem/diagnosis were calculated, with 95% CIs. For first presentations of impetigo that were prescribed antibiotics, univariate and multivariable logistic regression was conducted with outcome factor 'systemic antibiotic prescribed' versus 'solely topical antibiotic prescribed'. Logistic regression was used within the generalised estimating equations framework to account for repeated measures within registrars, an exchangeable working correlation structure was assumed.

Covariates with a univariate p value <0.20 in univariate analysis were included in the multiple regression model which was then assessed for model reduction. Covariates which were no longer significant (at p<0.2) were tested for removal from the model, and were removed only if



**Figure 1** Prevalence and antibiotic management of impetigo.

their removal did not change other coefficient estimates by >10%. In post-hoc analyses, association of information or advice-seeking (hard copy/electronic or supervisor) with systemic antibiotic prescription was tested with  $\chi^2$  analyses. Statistical analyses were programmed using STATA V.14.0 and SAS V.9.4. P values <0.05 were considered statistically significant.

### Patient and public involvement

Patient and public were not involved in the design, conduct or reporting of research.

### RESULTS

A total of 1741 GP trainees (response rate 96%) contributed data for 384731 patient problems, from 246434 consultations. Impetigo was managed in 930 of these problems/diagnoses (930/384 731, 0.24% (95% CI 0.23 to 0.26)) and comprised 0.38% of all consultations (930/246 434, 95% CI 0.35 to 0.40).

Of 683 patients presenting with a new diagnosis of impetigo, 38/683 (5.6%) were not prescribed antibiotics; 239/683 (35.0%) were prescribed solely topical antibiotics; 306/683 (44.8%) were prescribed solely systemic antibiotics; and 100/683 (14.6%) were prescribed both systemic and topical antibiotics (figure 1).

Univariate associations of systemic antibiotic prescribing are summarised in table 1. In multivariate analysis, seeking in-consultation information or assistance, ordering pathology, and an inner regional (compared with a major city) practice location were significantly associated with prescribing systemic antibiotics (table 2). Patients aged 15–34 years (compared with age 65 or more) were more likely to be managed with systemic antibiotics. No variables were removed from the multiple regression model.

Cephalexin was the most frequently prescribed oral antibiotic (215/406, 53.0%), followed by di/flucloxacillin (154/406, 37.9%) (figure 2). Age was recorded in 404/406 consultations involving systemic antibiotics. In children under 8 years old, 112/193 (58.0%) of systemic antibiotics prescribed were cephalexin, 60/193 (31.1%) were flucloxacillin while no dicloxacillin (which has no subsidised liquid formulation in Australia) was prescribed.

In patients older than 8 years, 101/211 (47.9%) were prescribed cephalexin, 76/211 36.0% were prescribed flucloxacillin and 18/211 8.5% were prescribed dicloxacillin. The ratio of cephalexin to influenza/dicloxacillin prescribed was 1.9:1 in under 8 years and 1.1:1 in older than 8 years.

Systemic antibiotic prescription that did not adhere to authoritative Australian guidelines occurred in 29/406 (7.1%) consultations, with amoxicillin and amoxicillin/clavulanate being most commonly prescribed. The most frequently prescribed topical antibiotic was mupirocin (329/339, 97.1%) (figure 2). Of topical antibiotic choices, 329/339 (97.1%) were guideline-consistent.

### DISCUSSION

#### Systemic versus topical antibiotic prescribing

Australian early-career GPs largely managed impetigo in accordance with current Australian guidelines (box 1). However, a relatively high proportion of initial impetigo presentations (406/683, 59.4%) were managed with systemic antibiotics. Only 35.0% received solely topical antibiotics and only 5.6% were managed without antibiotics. This contrasts with a Dutch study where only 14% of patients with impetigo were prescribed oral antibiotics, while 64% were managed with topical antibiotics and 22% were managed without antibiotics (including 3% managed with antiseptics).<sup>6</sup> This 2001 study also showed a trend of increasing topical antibiotic use compared with 1987 data which had found 43% topical, 31% oral and 11% antiseptic use. This difference in antibiotic prescribing may be attributable to guideline differences: at the time of this study Dutch guidelines encouraged the use of topical antibiotics first line, irrespective of impetigo severity, and also encouraged non-antibiotic treatment for limited lesions.<sup>6</sup> The Australian guidelines currently recommend topical antibiotics for ‘localised skin sores’ and systemic antibiotics only for ‘multiple skin sores or recurrent infection’ but do not define ‘localised’ or ‘multiple’ (box 1). This lack of definition may explain high proportions of systemic antibiotic prescribing in our Australian early-career GPs. New Zealand (NZ) guidelines provide clear

**Table 1** Characteristics of patient presenting with impetigo with antibiotic prescribed

Variable	Class	Topical only	Systemic±topical	P value
<b>Patient variables</b>				
Patient age group (n=639)	0–14	180 (77%)	294 (73%)	0.018
	15–34	27 (11%)	73 (18%)	
	35–64	19 (8%)	33 (8%)	
	65+	9 (4%)	4 (1.0%)	
Patient gender (n=623)	Male	117 (51%)	187 (47%)	0.35
	Female	111 (49%)	208 (53%)	
Aboriginal or Torres Strait Islander (n=604)	No	213 (96%)	362 (95%)	0.42
	Yes	8 (4%)	21 (5%)	
NESB (n=605)	No	213 (96%)	374 (98%)	0.19
	Yes	9 (4%)	9 (2%)	
Patient/practice status (n=631)	Existing patient	52 (22%)	75 (19%)	0.60
	New to practice	18 (8%)	39 (10%)	
	New to trainee	166 (70%)	281 (71%)	
<b>Trainee variables</b>				
Trainee gender (n=645)	Male	105 (44%)	174 (43%)	0.84
	Female	134 (56%)	232 (57%)	
Trainee FT or PT (n=622)	Part-time	54 (23%)	69 (18%)	0.12
	Full-time	178 (77%)	321 (82%)	
Term (n=645)	Term 1	98 (41%)	173 (43%)	0.20
	Term 2	73 (31%)	140 (34%)	
	Term 3	68 (28%)	93 (23%)	
Worked at practice previously (n=639)	No	186 (78%)	303 (76%)	0.57
	Yes	52 (22%)	98 (24%)	
Qualified as doctor in Australia (n=641)	No	35 (15%)	95 (24%)	0.020
	Yes	202 (85%)	309 (76%)	
Trainee age	Mean (SD)	32 (6)	33 (7)	0.20
<b>Practice variables</b>				
Practice size (n=624)	Small	75 (33%)	141 (36%)	0.46
	Large	155 (67%)	253 (64%)	
Practice routinely bulk bills (n=640)	No	206 (88%)	343 (85%)	0.47
	Yes	29 (12%)	62 (15%)	
Rurality (n=644)	Major city	148 (62%)	191 (47%)	0.002
	Inner regional	46 (19%)	133 (33%)	
	Outer regional remote	44 (18%)	82 (20%)	
Region (n=645)	Region 1	84 (35%)	146 (36%)	0.26
	Region 2	12 (5%)	27 (7%)	
	Region 3	28 (12%)	58 (14%)	
	Region 4	94 (39%)	130 (32%)	
	Region 5	10 (4%)	30 (7%)	
	Region 6	11 (5%)	15 (4%)	
SEIFA index	Mean (SD)	6 (3)	6 (3)	0.22
<b>Consultation variables</b>				
Sought help any source (n=645)	No	176 (74%)	237 (58%)	<0.001
	Yes	63 (26%)	169 (42%)	

Continued

**Table 1** Continued

Variable	Class	Topical only	Systemic±topical	P value
Consultation duration	Mean (SD)	14 (6)	14 (6)	0.60
Number of problems	Mean (SD)	1 (1)	1 (1)	0.030
Consultation outcome variables				
Pathology ordered (n=645)	No	210 (88%)	308 (76%)	0.001
	Yes	29 (12%)	98 (24%)	
Learning goals generated (n=614)	No	192 (85%)	321 (83%)	0.27
	Yes	33 (15%)	68 (17%)	
Follow-up ordered (n=645)	No	151 (63%)	243 (60%)	0.38
	Yes	88 (37%)	163 (40%)	
Imaging ordered (n=645)	No	239 (100%)	405 (99.8%)	1.00

P values from unadjusted generalised estimating equations analysis.

Region is derived from former Regional Training Provider and current Regional Training Organisation geographic footprints.

FT, full time; NESB, non-English speaking background; PT, part time; SEIFA, Socioeconomic Indexes of Areas.

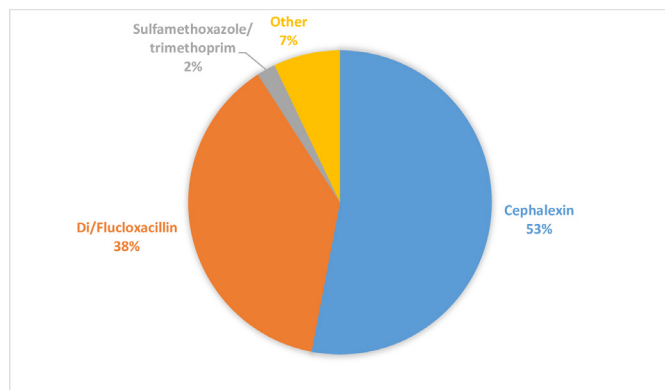
definitions, recommending oral antibiotics for systemic symptoms (fever, malaise), high risk of complications, not responding to first line treatment or where there are more than three lesions.<sup>19 20</sup> While international guidelines display congruence in recommending oral antibiotics for systemic symptoms and failure of first-line treatment; definitions of severity employ vague terms such as ‘localised, extensive, numerous lesions or widespread’<sup>3 20–24</sup> (table 3). This lack of clarity allows room for significant subjectivity and variation in clinical decision-making, potentially compromising antibiotic stewardship.

Topical antibiotics for localised lesions are as efficacious as oral antibiotics<sup>25</sup> and thus preferred by many guidelines because of their lower potential for antimicrobial resistance and systemic side effects.<sup>26</sup> However with increasing resistance to topical antibiotics<sup>27–34</sup> and increasing community methicillin resistant *S. aureus* rates,<sup>35–37</sup> antibiotic guidelines should reflect local resistance profiles.<sup>25 38</sup> NZ guidelines differ in their response to topical resistance by discouraging the use of topical antibiotics and instead recommending good skin hygiene and topical antiseptics<sup>19 20</sup> (table 3).

**Table 2** Associations with a new diagnosis of impetigo with systemic±topical antibiotics prescribed (compared with topical only)

Variable	Class	Univariate OR (95% CI)	P value	Adjusted OR (95% CI)	P value
Patient, registrar and practice variables					
Patient age group (Referent: 15–34)	0–14	0.61 (0.38 to 0.98)	0.043	0.58 (0.34 to 1.02)	0.060
	35–64	0.64 (0.32 to 1.28)	0.20	0.74 (0.32 to 1.69)	0.48
	65+	0.15 (0.04 to 0.53)	0.003	0.08 (0.01 to 0.44)	0.004
NESB	Yes	0.55 (0.22 to 1.35)	0.19	0.62 (0.20 to 1.89)	0.40
Registrar FT or PT	Part-time	0.71 (0.47 to 1.09)	0.12	0.79 (0.50 to 1.28)	0.35
Qualified as doctor in Australia	Yes	0.58 (0.36 to 0.92)	0.020	0.68 (0.38 to 1.22)	0.19
Rurality (Referent: major city)	Inner regional	2.22 (1.43 to 3.45)	<0.001	1.82 (1.06 to 3.13)	0.028
	Outer regional remote	1.45 (0.92 to 2.27)	0.11	1.25 (0.74 to 2.08)	0.41
Number of problems		0.78 (0.62 to 0.97)	0.030	0.89 (0.69 to 1.15)	0.385
Consultation variables					
Sought help any source	Yes	2.13 (1.49 to 3.03)	<0.001	2.17 (1.47 to 3.23)	<0.001
Consultation outcome variables					
Pathology ordered	Yes	2.13 (1.37 to 3.33)	0.001	1.89 (1.16 to 3.03)	0.010

FT, full time; NESB, non-English speaking background; PT, part time.



**Figure 2** Systemic antibiotic prescription.

### Experience levels

A factor that may contribute to the comparatively high proportion of systemic antibiotic use is the difference in level of experience between Australian GP registrars (early in their GP careers) and the established GPs involved in the 2001 Dutch study.<sup>6</sup> Previous studies have shown that GP registrars find dermatological presentations challenging despite having adequate exposure to dermatological cases.<sup>39</sup> Additionally, registrars in a qualitative study reported prescribing antibiotics as ‘playing it safe’ early in their clinical experience but being less likely to prescribe with increasing time and confidence.<sup>40</sup> Our early-career GPs who prescribed systemic antibiotics were more likely to seek information or advice either from their supervisor or from guidelines. As we do not have a measure of impetigo severity in our data it is difficult to ascertain whether seeking advice from a supervisor is a risk factor for prescribing antibiotics, or whether this reflects appropriate practice—information/advice being sought for more severe disease warranting antibiotics—by registrars. Information-seeking may also have been to check dosing, particularly in paediatric patients. Ensuring adherence to appropriate treatment and responsible prescribing of antimicrobials in this cohort is important as GP registrars in Australia have the same prescribing rights as established GP’s and work independently,

### Box 1 Australian therapeutic guidelines for impetigo<sup>3</sup>

For *localised* skin sores, recommendation is:

- ▶ Mupirocin 2% ointment.

For *multiple* impetigo lesions or *recurrent* infection, recommendation is:

- ▶ Di/flucloxacillin.

Cephalixin, though, may be used for patients with *non-immediate hypersensitivity* to penicillins or in children due to *greater tolerability and better palatability of liquid formula*.

For patients with *anaphylaxis* to penicillins, the recommendation is:

- ▶ Trimethoprim+sulfamethoxazole.

*The Therapeutic Guidelines make specific reference to different management recommendations for impetigo in remote Aboriginal and Torres Strait Islander communities: “First line treatment is trimethoprim plus sulfamethoxazole or intramuscular benzathine penicillin; topical antibiotics are not recommended”.*

with direct supervision only when requested. There is evidence that antibiotic prescribing patterns developed earlier in GPs’ careers remain stable over time.<sup>14</sup> Therefore, instilling values of antimicrobial stewardship and rational prescribing in early-career doctors has significant implications for future practice.

### Dual prescription of topical and systemic antibiotics

Australian early career GPs prescribed both topical and systemic antibiotics in 100/683 (14.6%) of new impetigo cases, despite there being no evidence to support combined use<sup>25</sup> and no recommendation in guidelines.<sup>3 20–24</sup> This may indicate confusion in the management of impetigo which may be avoided if combined treatment were specifically addressed in guidelines.

### Broad spectrum antibiotic prescribing

Despite di/flucloxacillin being recommended as first line systemic antibiotic for treatment of impetigo,<sup>3</sup> the most frequently prescribed antibiotic was cephalixin. It is unlikely that penicillin allergy is the sole explanation.<sup>41</sup> Australian guidelines for impetigo comment that cephalixin may be used instead of flucloxacillin for children ‘due to greater tolerability and better palatability of the liquid formulation’.<sup>3</sup> Though medication compliance is important, this ‘escape’ clause in Australia may foster a culture that allows unnecessary broad-spectrum antibiotic prescription simply because it is ‘easier’ than using appropriate narrow-spectrum treatment. We found a preference for cephalixin rather than di/flucloxacillin even in patients older than 8 years. In contrast, most European guidelines and the NZ guidelines do not recommend cephalixin.<sup>20–22 24</sup> UK figures show less than 2% of cephalixin prescriptions were for skin infections and cephalixin was used to treat only 1% of impetigo cases, with flucloxacillin usually prescribed.<sup>42</sup> This perhaps indicates that perceived barriers to compliance can be overcome. In addition to modifying guidelines, clinicians in Australia could work collaboratively with pharmaceutical companies to develop more palatable narrow spectrum antibiotics options.

### Topical antiseptics

A 2012 Cochrane review found insufficient evidence to support the use of topical antiseptics for impetigo.<sup>25</sup> Pooling of two low-quality studies<sup>43 44</sup> with a total of 292 participants showed marginal superiority of topical antibiotics compared with antiseptics (risk ratio (RR) 1.15 95% CI 1.01 to 1.32). Guidelines appear to differ in their interpretation of this paucity of evidence, either stating antiseptics are not recommended,<sup>22–24</sup> encouraging their use,<sup>20</sup> or not mentioning them at all<sup>3</sup> (table 3). Only 3.5% of cases in our study were managed without antibiotics and given concerns regarding growing resistance to topical and oral antibiotics used for impetigo, further studies to clarify the efficacy and potential role of topical antiseptics are required. Given the modest consequences of failed treatment, recommending the use of topical

**Table 3** Comparison of international guidelines for management of impetigo

Country, year	Advice on antiseptics	Topical antibiotic indications and recommendations	Oral antibiotic indications and recommendations	Skin swab indications
Australia, 2017 <sup>3</sup>	Not specified.	<i>'Localised lesions'</i> : Mupirocin. <i>'Remote setting'</i> : Topical treatment not recommended.	<i>'Multiple lesions, recurrent infection'</i> : Di/flucloxacillin. <i>Penicillin allergy</i> : Cephalexin or trimethoprim +sulfamethoxazole. <i>'Remote settings'</i> : Benzathine penicillin or trimethoprim-sulfamethoxazole.	Only for severe disease or no response to empirical treatment.
UK, 2015 <sup>22</sup>	Antiseptics should not be used due to risk of local reaction, and not recommended due to lack of evidence.	<i>'Localised lesions'</i> : Fusidic acid. Mupirocin reserved for known MRSA. Retapamulin second line as more costly than fusidic acid.	<i>'Extensive areas'</i> : Flucloxacillin. <i>Penicillin allergy</i> : Clarithromycin or erythromycin.	Empirical treatment failure.
Netherlands, 2017 <sup>24</sup>	Use of antiseptics or disinfectants is not recommended.	<i>'First choice'</i> : Fusidic acid.	<i>'If insufficient response'</i> : Flucloxacillin. <i>Penicillin allergy</i> clarithromycin or clindamycin.	Additional diagnostics not needed unless: Increased risk Methicillin-resistant Staphylococcal aureus (MRSA) or screening for S. aureus carrier or suspected abscess.
New Zealand, 2017 <sup>20</sup>	<i>For localised lesions (&lt;=3)</i> : hydrogen peroxide 1% or povidone-iodine 10%.	<i>'For localised infection, second line to topical antiseptics'</i> : Fusidic acid Not first line as high rates of resistance.	<i>Extensive, widespread infection; systemic symptoms'</i> : Flucloxacillin. <i>'Penicillin allergy or MRSA'</i> : Trimethoprim+sulfamethoxazole or erythromycin.	Not specified.
USA, 2014 <sup>23</sup>	There is insufficient evidence to recommend topical disinfectants for impetigo.	<i>Topical treatment recommended over oral</i> : Mupirocin or retapamulin.	<i>'Numerous lesions or outbreaks'</i> : Dicloxacillin or cephalexin <i>'MRSA suspected or confirmed'</i> : Doxycycline, clindamycin or trimethoprim +sulfamethoxazole.	Recommended but may treat without if typical case.

antiseptics for limited lesions may be reasonable as first line management.

### Strengths and limitations

ReCent study data includes a large sample of GP registrars from across diverse regions of Australia, from major cities to very remote areas. It is the largest database of clinical encounters of early-career GPs in Australia.

There are limitations to the analysis and interpretation of these data. We do not have data on severity, including number of lesions, or of history of recurrent disease. No system for grading severity was used in this study, which is reflective of the lack of severity criteria seen in most guidelines (table 3). With this lack of consensus in guidelines there would have been little evidence base for a severity grading system in our study. There was insufficient power to examine associations of consultations with no antibiotic prescription. The low number of Aboriginal

or Torres Strait Islander patients (4%) limited our power to measure the effect of this important patient demographic on management choice.

### Implications for future research

Concerns regarding antimicrobial resistance justify investigation into alternative topical treatments.<sup>45</sup> Further investigation into topical antiseptics could bring greater congruence to international guidelines and potentially encourage non-antibiotic treatment of impetigo, particularly for single or limited lesions. Despite evidence that complementary treatments such as tea tree oil are effective against *S. aureus*,<sup>46</sup> objective evidence for use in treating impetigo is lacking and they are currently not recommended in guidelines. However, scarce data for non-antibiotic treatments is promising and warrants further investigation.<sup>25</sup> Novel topical antibiotic agents such as ozenoxacin and retapamulin have been shown

to be effective in treating impetigo,<sup>47 48</sup> but should be reserved for resistant strains until there is further research in this area.

## CONCLUSION

Appropriate use of antibiotics is of utmost importance in the management of impetigo. Our findings show that Australian early-career GPs use more systemic antibiotics and more broad-spectrum antibiotics compared with colleagues in other settings. More clarity of guidelines, including criteria for severity of disease, could steer towards more appropriate use. Exploration of non-antibiotic management options is an important area for future research.

### Author affiliations

<sup>1</sup>School of Medicine and Dentistry, James Cook University, Mackay, Queensland, Australia

<sup>2</sup>Department of General Practice and Rural Medicine, James Cook University, Mackay, Queensland, Australia

<sup>3</sup>Academic Discipline of General Practice, University of Queensland, Brisbane, Queensland, Australia

<sup>4</sup>NSW & ACT Research and Evaluation Unit, GP Synergy Ltd - Newcastle, Newcastle, New South Wales, Australia

<sup>5</sup>Discipline of General Practice, School of Medicine & Public Health, University of Newcastle, Callaghan, New South Wales, Australia

<sup>6</sup>Global and Tropical Health Division, Menzies School of Health Research, Casuarina, New South Wales, Australia

<sup>7</sup>GP Synergy Ltd, Liverpool Westfield, New South Wales, Australia

<sup>8</sup>The University of Newcastle, Newcastle, New South Wales, Australia

<sup>9</sup>Clinical Research Design and Statistics, The University of Newcastle Hunter Medical Research Institute, New Lambton, New South Wales, Australia

<sup>10</sup>Eastern Victoria General Practice Training, Melbourne, Victoria, Australia

<sup>11</sup>University of Melbourne, Melbourne, Victoria, Australia

<sup>12</sup>General Practice Training Tasmania, Hobart, Tasmania, Australia

<sup>13</sup>Discipline of General Practice, University of Newcastle, Callaghan, New South Wales, Australia

**Contributors** CH and HG led the design of this study, the interpretation of the results and the development of the manuscript. HG, MLvD and PM, assisted with the design of the study and the interpretation of results and the development of the manuscript. PM and MLvD led the ReCEnT study. AT was responsible for statistical analysis and assisted in data collection and data entry. JD, AD, LH, NS, KF, JB and NN were co-investigators of the ReCEnT study. All authors contributed to the revision and editing of the manuscript. The corresponding author attests that all listed authors meet authorship criteria and that no others meeting the criteria have been omitted. CH and HG are equal first name authors of the manuscript.

**Funding** During the data collection period included in this study, from 2010 to 2015 funding of the ReCEnT study was by the participating educational organisations: General Practice Training Valley to Coast, the Victorian Metropolitan Alliance, General Practice Training Tasmania, Tropical Medical Training and Adelaide to Outback GP Training Program. These organisations were funded by the Australian Department of Health. Since 2016, the ReCEnT study is funded by an Australian Commonwealth Department of Health Research Grant and supported by GP Synergy, the general practice Regional Training Organisation for New South Wales and the Australian Capital Territory. GP Synergy is funded by the Australian Department of Health. The Researchers were independent from funders and all authors had full access to all of the data in the study and can take responsibility for the integrity of the data and the accuracy of the data analysis.

**Competing interests** None declared.

**Patient consent for publication** Not required.

**Ethics approval** The ReCEnT project has approval from the University of Newcastle Human Research Ethics Committee, Reference H-2009-0323.

**Provenance and peer review** Not commissioned; externally peer reviewed.

**Data availability statement** Data are available upon reasonable request.

**Open access** This is an open access article distributed in accordance with the Creative Commons Attribution Non Commercial (CC BY-NC 4.0) license, which permits others to distribute, remix, adapt, build upon this work non-commercially, and license their derivative works on different terms, provided the original work is properly cited, appropriate credit is given, any changes made indicated, and the use is non-commercial. See: <http://creativecommons.org/licenses/by-nc/4.0/>.

### ORCID iDs

Hilary Gorges <http://orcid.org/0000-0002-0943-1590>

Mieke L van Driel <http://orcid.org/0000-0003-1711-9553>

Parker Magin <http://orcid.org/0000-0001-8071-8749>

## REFERENCES

- Bowen AC, Mahé A, Hay RJ, *et al*. The global epidemiology of impetigo: a systematic review of the population prevalence of impetigo and pyoderma. *PLoS One* 2015;10:e0136789.
- WHO. Epidemiology and management of common skin diseases in children in developing countries, 2005. Available: [http://www.who.int/maternal\\_child\\_adolescent/documents/fch\\_cah\\_05\\_12/en/](http://www.who.int/maternal_child_adolescent/documents/fch_cah_05_12/en/)
- eTG. Electronic therapeutic guidelines complete: impetigo, 2018. Available: [https://tgldcdp.tg.org.au/viewTopic?topicfile=skin-soft-tissue-infections-bacterial&guidelineName=Antibiotic#toc\\_d1e1116](https://tgldcdp.tg.org.au/viewTopic?topicfile=skin-soft-tissue-infections-bacterial&guidelineName=Antibiotic#toc_d1e1116)
- Hartman-Adams H, Banvard C, Juckett G. Impetigo: diagnosis and treatment. *Am Fam Physician* 2014;90:229–35.
- Sladden MJ, Johnston GA. Common skin infections in children. *BMJ* 2004;329:95–9.
- Koning S, Mohammedamin RSA, van der Wouden JC, *et al*. Impetigo: incidence and treatment in Dutch general practice in 1987 and 2001—results from two national surveys. *Br J Dermatol* 2006;154:239–43.
- Thomas DP, Heller RF, Hunt JM. Clinical consultations in an Aboriginal community-controlled health service: a comparison with general practice. *Aust N Z J Public Health* 1998;22:86–91.
- Shallcross LJ, Petersen I, Rosenthal J, *et al*. Use of primary care data for detecting impetigo trends, United Kingdom, 1995–2010. *Emerg Infect Dis* 2013;19:1646–8.
- Hay RJ, Estrada Castanon R, Alarcon Hernandez H, *et al*. Wastage of family income on skin disease in Mexico. *BMJ* 1994;309:848.
- NHMRC. Staying healthy: preventing infectious diseases in early childhood education and care services, 2012. Available: [http://www.imagineeducation.com.au/files/GapTraining/Staying\\_Healthy\\_5th\\_Edition.pdf](http://www.imagineeducation.com.au/files/GapTraining/Staying_Healthy_5th_Edition.pdf)
- WHO. Antimicrobial resistance: fact sheet No. 194, 2018. Available: <http://www.who.int/news-room/fact-sheets/detail/antimicrobial-resistance>
- O'Neill J. *Review on antimicrobial resistance: tackling drug-resistant infections globally*, 2016.
- WHO. Worldwide country situation analysis: response to antimicrobial resistance, 2015. Available: [http://apps.who.int/iris/bitstream/handle/10665/163473/WHO\\_HSE\\_PED\\_AIP\\_2015\\_1\\_eng.pdf?jsessionid=D5BFEB02EF1DA68E4799ED91D2D5BDE3?sequence=1](http://apps.who.int/iris/bitstream/handle/10665/163473/WHO_HSE_PED_AIP_2015_1_eng.pdf?jsessionid=D5BFEB02EF1DA68E4799ED91D2D5BDE3?sequence=1)
- Björnsdóttir I, Kristinsson KG, Hansen EH. Diagnosing infections: a qualitative view on prescription decisions in general practice over time. *Pharm World Sci* 2010;32:805–14.
- Morgan S, Magin PJ, Henderson KM, *et al*. Study protocol: the registrar clinical encounters in training (recent) study. *BMC Fam Pract* 2012;13:50.
- Magin P, Morgan S, Henderson K, *et al*. The registrars' clinical encounters in training (recent) project: educational and research aspects of documenting general practice trainees' clinical experience. *Australian Family Physician* 2015;44:681–4.
- ABS. Australian Bureau of statistics: Australian standard geographical classification (ASGC), 2006. Available: <http://www.abs.gov.au/AUSSTATS/abs@.nsf/Latestproducts/1AE106C101420508CA2571A900170741>
- ABS. Australian Bureau of Statistics - Information Paper: An Introduction to Socioeconomic Indexes of Areas (SEIFA), 2006. Available: <http://www.abs.gov.au/ausstats/abs@.nsf/mf/2039.0/DermNet>
- DermNet. Impetigo, 2015. Available: <https://www.dermnetnz.org/topics/impetigo/>
- BPAC. Antibiotics: choices for common infections. impetigo, 2017. Available: <https://bpac.org.nz/antibiotics/guide.aspx#impetigo>
- van Bijnen EME, Paget J, den Heijer CDJ, *et al*. Evidence-Based primary care treatment guidelines for skin infections in Europe:



- a comparative analysis. *European Journal of General Practice* 2014;20:294–300.
- 22 Impetigo N, 2015. Available: <https://cks.nice.org.uk/>
  - 23 IDSA. Practice guidelines for the diagnosis and management of skin and soft tissue infections: 2014 update by the infectious diseases Society of America, 2014. Available: <https://academic.oup.com/cid/article/59/2/e10/2895845>
  - 24 NHG. NHG-Standaard Bacteriële huidinfecties. Available: <https://www.nhg.org/standaarden/volledig/nhg-standaard-bacteriele-huidinfecties>
  - 25 Koning S, van der Sande R, Verhagen AP, *et al.* Interventions for impetigo. *Cochrane Database Syst Rev* 2012;1.
  - 26 Lio PA, Kaye ET. Topical antibacterial agents. *Med Clin North Am* 2011;95:703–21.
  - 27 Antonov NK, Garzon MC, Morel KD, *et al.* High prevalence of mupirocin resistance in *Staphylococcus aureus* isolates from a pediatric population. *Antimicrob Agents Chemother* 2015;59:3350–6.
  - 28 Lee AS, Macedo-Vinas M, François P, *et al.* Impact of combined low-level mupirocin and genotypic chlorhexidine resistance on persistent methicillin-resistant *Staphylococcus aureus* carriage after decolonization therapy: a case-control study. *Clin Infect Dis* 2011;52:1422–30.
  - 29 Deshpande LM, Fix AM, Pfaller MA, *et al.* Emerging elevated mupirocin resistance rates among staphylococcal isolates in the SENTRY antimicrobial surveillance program (2000): correlations of results from disk diffusion, Etest and reference dilution methods. *Diagn Microbiol Infect Dis* 2002;42:283–90.
  - 30 Williamson DA, Monecke S, Heffernan H, *et al.* High usage of topical fusidic acid and rapid clonal expansion of fusidic Acid-Resistant *Staphylococcus aureus*: a cautionary tale. *Clin Infect Dis* 2014;59:1451–4.
  - 31 Howden BP, Grayson ML. Dumb and dumber--the potential waste of a useful antistaphylococcal agent: emerging fusidic acid resistance in *Staphylococcus aureus*. *Clin Infect Dis* 2006;42:394–400.
  - 32 Heng YK, Tan KT, Sen P, *et al.* *Staphylococcus aureus* and topical fusidic acid use: results of a clinical audit on antimicrobial resistance. *Int J Dermatol* 2013;52:876–81.
  - 33 Vogel A, Lennon D, Best E, *et al.* Where to from here? the treatment of impetigo in children as resistance to fusidic acid emerges. *N Z Med J* 2016;129:77–83.
  - 34 Williamson DA, Carter GP, Howden BP. Current and emerging topical antibacterials and antiseptics: agents, action, and resistance patterns. *Clin Microbiol Rev* 2017;30:827–60.
  - 35 Tong SYC, Varrone L, Chatfield MD, *et al.* Progressive increase in community-associated methicillin-resistant *Staphylococcus aureus* in Indigenous populations in northern Australia from 1993 to 2012. *Epidemiol Infect* 2015;143:1519–23.
  - 36 Munchhof WJ, Schooneveldt J, Coombs GW, *et al.* Emergence of community-acquired methicillin-resistant *Staphylococcus aureus* (MRSA) infection in Queensland, Australia. *Int J Infect Dis* 2003;7:259–67.
  - 37 Gosbell IB, Mercer JL, Neville SA, *et al.* Non-Multiresistant and multi-resistant methicillin-resistant *Staphylococcus aureus* in community-acquired infections. *Med J Aust* 2001;174:627–30.
  - 38 Bangert S, Levy M, Hebert AA. Bacterial resistance and impetigo treatment trends: a review. *Pediatr Dermatol* 2012;29:243–8.
  - 39 Whiting G, Magin P, Morgan S, *et al.* General practice trainees' clinical experience of dermatology indicates a need for improved education: a cross-sectional analysis from the registrar clinical encounters in training study. *Australas J Dermatol* 2017;58:e199–206.
  - 40 Dallas A, van Driel M, van de Mortel T, *et al.* Antibiotic prescribing for the future: exploring the attitudes of trainees in general practice. *Br J Gen Pract* 2014;64:e561–7.
  - 41 Graff-Lonnevig V, Hedlin G, Lindfors A. Penicillin allergy--a rare paediatric condition? *Arch Dis Child* 1988;63:1342–6.
  - 42 Petersen I Hayward AC, Subgroup SS, SACAR Surveillance Subgroup. Antibacterial prescribing in primary care. *J Antimicrob Chemother* 2007;60 Suppl 1:i43–7.
  - 43 Christensen OB, Anehus S. Hydrogen peroxide cream: an alternative to topical antibiotics in the treatment of impetigo contagiosa. *Acta Derm Venereol* 1994;74:460–2.
  - 44 Ruby RJ, Nelson JD. The influence of hexachlorophene scrubs on the response to placebo or penicillin therapy in impetigo. *Pediatrics* 1973;52:854–9.
  - 45 D'Cunha NM, Peterson GM, Baby KE, *et al.* Impetigo: a need for new therapies in a world of increasing antimicrobial resistance. *J Clin Pharm Ther* 2018;43:150–3.
  - 46 Kwieciński J, Eick S, Wójcik K. Effects of tea tree (*Melaleuca alternifolia*) oil on *Staphylococcus aureus* in biofilms and stationary growth phase. *Int J Antimicrob Agents* 2009;33:343–7.
  - 47 Oranje AP, de Waard-van der Spek FB. Recent developments in the management of common childhood skin infections. *J Infect* 2015;71:S76–9.
  - 48 Rosen T, Albareda N, Rosenberg N, *et al.* Efficacy and safety of Ozenoxacin cream for treatment of adult and pediatric patients with impetigo: a randomized clinical trial. *JAMA Dermatol* 2018;154:806–13.